

Technical specifications:

Housing: SPCC with Al6063 aluminium frame

Diffuser: Prismatic Sheet - UGR<19


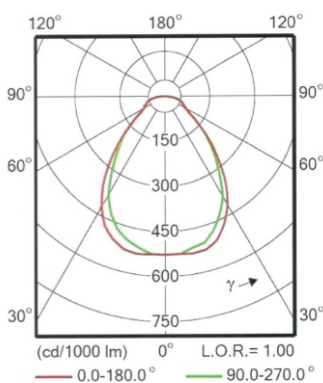
Electrical specifications:

- 220-240V 50/60Hz
- Dip switch SELV driver with ENEC-certificate, selector for 3 output currents (26w / 30w /36w) and 3 colours (3000K / 4000K / 6500K)
- PF>0.9
- Product life time 50.000h L70B50 (Ta = 25°C)
- Ta=-20°C to 45°C
- Luminous efficiency: LER up to 120lm/W
- SDCM<5

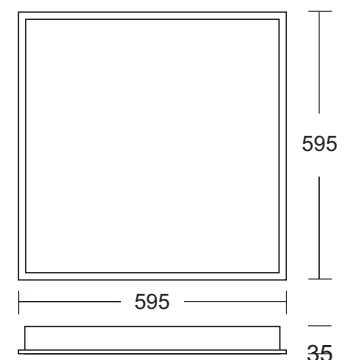
Housing: 600x600mm

Power	Flux	Energy Efficiency
26 W	2484 lm(3000K)	E
	2760 lm(4000K/6500K)	D
30 W	3024 lm(3000K)	E
	3360 lm(4000K/6500K)	D
36 W	3672 lm(3000K)	E
	4080 lm(4000K/6500K)	D

Luminous output and electrical load have an initial tolerance of +/- 10 % from nominal.



White frame



16.02.2024

