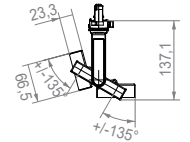
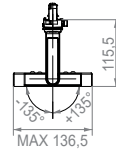
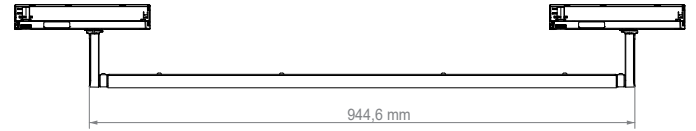




Led track fixture. Created to meet the lighting requirements of commercial areas, sales areas, commercial galleries, common areas. It is compact and easy to assemble, flexible; right and left side are adjustable and can be powered by two different phases as illustrated below.

Colour



TRACK 3,5 Kg **DRIVER INCLUDED** 220-240V 50/60 Hz **IP 20 CE**

TECHNICAL FEATURES

BODY
Sheet steel

COOLING
Passive heat dissipation

POWER
2X28 W Led - 2X33 W System
2X33 W Led - 2X39 W System - HO Version
The data relating to wattages is provided as a guideline and is subject to change

OPTICAL SYSTEM
PMMA lens

LIFE TIME (TA = 25°C)
maintenance: L80B10 > 55.000 h

COLOUR RENDERING
CRI > 80 (3000 K - 4000 K)

| CODE | LENS | LED TECHNICAL DATA | COLOUR | ACCESSORIES |
|------|--------------------------|--------------------------------|------------|-------------|
| BMD | 30 30° | | | |
| | 60 60° | HE0W 2X28 W 9250 lm 3000 K | B WHITE | 0 |
| | 11 110° | HE0C 2X28 W 9700 lm 4000 K | N BLACK | |
| | AL Asymmetrical left | HO0W 2X33 W 10800 lm 3000 K | G GREY | |
| | AR Asymmetrical right | HO0C 2X33 W 11300 lm 4000 K | | |
| | BW Batwing | | | |

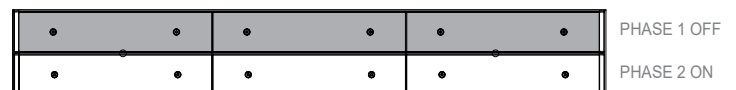
Coding example

BMD30HE0WB0

BMD CODICE CODE + 30 LENTI LENS + HE0W DATI TECNICI LED LED TECHNICAL DATA + B COLORE COLOUR + 0 ACCESSORI ACCESSORIES

TWO PHASE CONNECTION

This electrical connection allows to switch-on only one of the two phases, reducing consumption & lumen output by 50%.



AVAILABLE ON REQUEST

RAL DALI 3500K **CASAMBI** SOLO / ONLY 2X28W

