

Game M

η_{ef} (lm/W)
162-184

Industrial LED Highbay

Body:

Powder painted non-corrosive high-pressure die-cast aluminium with steel endcaps and gear box

Optic:

EN – extra narrow beam 30°

N – narrow beam 60°

W – wide beam 90°

EWM – extra wide matt 110°

AS – asymmetric

Application:

Ceiling installation as standard

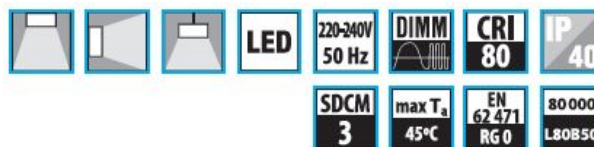
Pendant or wall installation using accessories

Accessories:

GAME/SD – set of movable wall brackets

GAME/VL – set of holders for installation on a horizontal rope

GAME/HAK – set of hooks for a chain suspensions




2200	2700	3000	4000	5700	6500	MIX	RGB	
×	○	○	●	○	○	○	×	●
ON OFF	1-10V	DALI	Bluetooth	Mesh	Beam	INT	EXT	Beam
●	×	○	×	×	○	○	×	×

● default

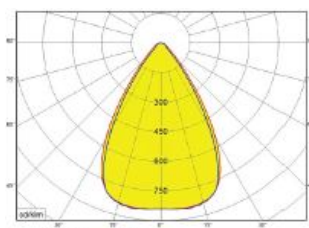
○ optional

×

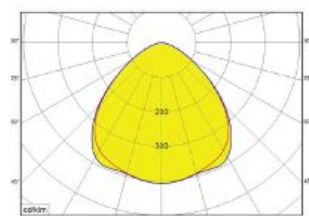
not possible



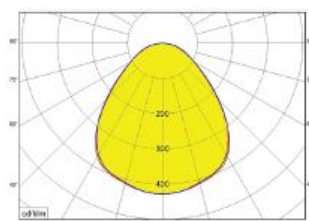
GAME	W	lm			A	B	C	X	Y	R	kg
		N	W	EWM							
GAME 080S	45	7 500	8 000	7 300	585	213	42	500	30	195	3,5
GAME 150M	85	15 800	15 000	14 800	1165			1180		770	5,2
GAME 250L	130	24 000	22 500	22 200	1735			1650		1345	7,2



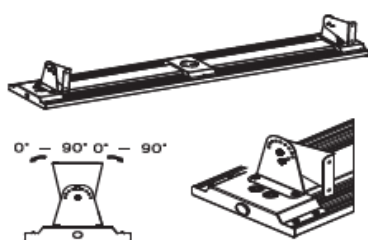
GAME N60



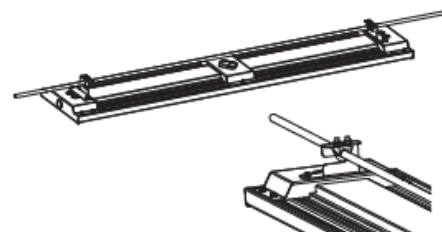
GAME W90



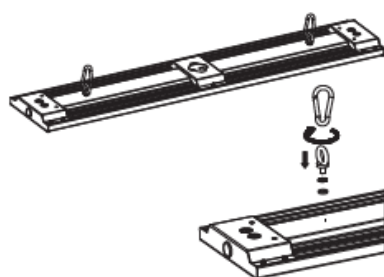
GAME EWM110



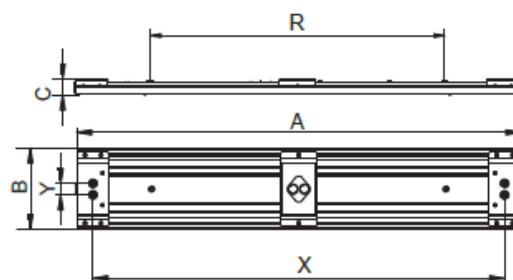
GAME/SD



GAME/VL



GAME/HAK



Code: GAME 150M8/4W90C/90/P

GAME	150	M	8	/4	W90	C	/ND	/P
Luminaire type								
Light output								
Body								
Nr. of LED modules								
Color temperature								
Optic:								
Color:								
Driver type:								
Specifications								