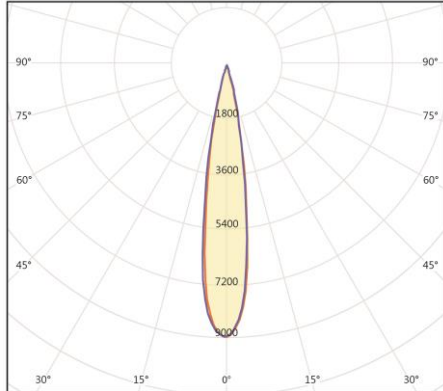


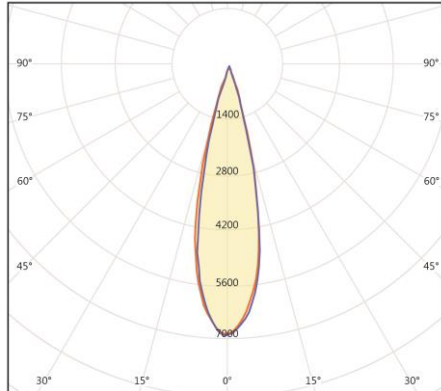
POLAR DIAGRAMS

15°



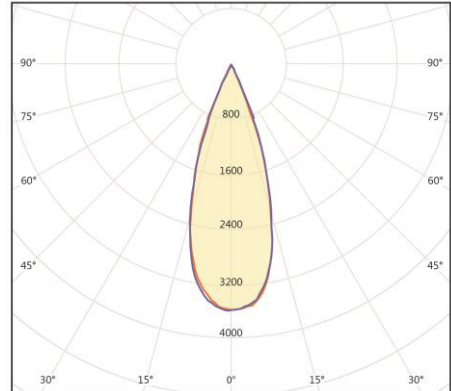
cd/klm
— c0/c180
— c90/c270
η = 92 %

24°



cd/klm
— c0/c180
— c90/c270
η = 92 %

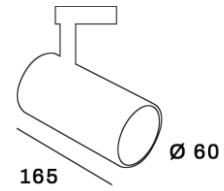
40°



cd/klm
— c0/c180
— c90/c270
η = 92 %

DIMENSIONS

Net Weight	Dimensions carton L x W x H	Qty outer carton
491 grams	8 x 7 x 24 cm	24



ARTICLE CODE STRUCTURE

