




<b>PRODUCT MATERIAL</b>	Steel and aluminium
<b>LIGHT SOURCE</b>	Philips LED module
<b>MODULE LIFETIME</b>	Approx. 50.000 hours
<b>DRIVER</b>	Including driver
<b>COLORS (Δ)</b>	<input type="radio"/> 3 = RAL 9003 white <input checked="" type="radio"/> 5 = RAL 9005 black <input type="radio"/> 6 = RAL 9006 alu
<b>REFLECTOR</b>	Aluminium white
<b>SIZE</b>	Different sizes available



## OPTIONS

<b>COLORS</b>	Available in all RAL colours on request Additional price + 10%
<b>EMERGENCY BALLAST</b>	Art. no.: 187.003.01.0 - 1 hour
<b>DIMMABLE</b>	DALI dimmable
<b>DIFFUSER</b>	White opalic diffuser in standard microprismatic or any other on request
<b>IP CLASS</b>	IP20 in standard, IP44 on request
<b>COLOR RENDERING INDEX</b>	>80 in standard, other on request
<b>MOVEMENT SENSOR</b>	On request
<b>DAYLIGHT CONTROL SENSOR</b>	On request

SLIMMY P



White opalic

Microprismatic


## INFORMATION

<b>WARRANTY</b>	3 Years
-----------------	---------

1,5m steel wire suspension set standard (with wire control length)


LiteTime International reserves the right to modify or change technical, construction or LED specifications due to continuous improvements of our products and light sources. The light source in this product can be replaced with an equivalent module made by Philips, Osram or Tridonic.

Surface mounted with direct light



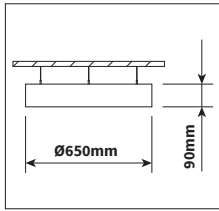
Pendant with direct light

Pendant with direct/indirect light

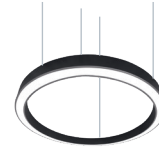




## SLIMMY 60 P



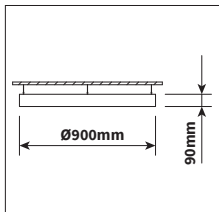
Technical drawing



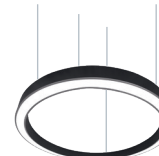
ART.NR.	LAMP TYPE	BRAND	LIGHT OUTPUT	MODULE POWER	MODULE EFFICIENCY	CORRELATED COLOUR TEMPERATURE	COLOUR RENDERING INDEX	TC LIFE
Δ see colors								
7730.060.30.Δ	LED module	Philips	6600lm	44W	150lm/W	3000K	>80	50.000 Hrs
0000.000.00.Δ	LED module	Philips	6600lm	44W	150lm/W	3500K	>80	50.000 Hrs
7730.060.40.Δ	LED module	Philips	6600lm	44W	150lm/W	4000K	>80	50.000 Hrs
<b>UP/DN</b>								
7731.060.30.Δ	LED module	Philips	6600lm	44W	150lm/W	3000K	>80	50.000 Hrs
0000.000.00.Δ	LED module	Philips	6600lm	44W	150lm/W	3500K	>80	50.000 Hrs
7731.060.40.Δ	LED module	Philips	6600lm	44W	150lm/W	4000K	>80	50.000 Hrs



## SLIMMY 90 P



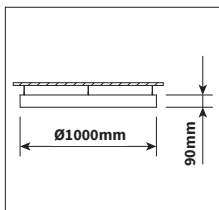
Technical drawing



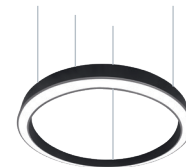
ART.NR.	LAMP TYPE	BRAND	LIGHT OUTPUT	MODULE POWER	MODULE EFFICIENCY	CORRELATED COLOUR TEMPERATURE	COLOUR RENDERING INDEX	TC LIFE
Δ see colors								
7730.090.30.Δ	LED module	Philips	8800lm	55W	160lm/W	3000K	>80	50.000 Hrs
0000.000.00.Δ	LED module	Philips	8800lm	55W	160lm/W	3500K	>80	50.000 Hrs
7730.090.40.Δ	LED module	Philips	8800lm	55W	160lm/W	4000K	>80	50.000 Hrs
<b>UP/DN</b>								
7731.090.30.Δ	LED module	Philips	8800lm	55W	160lm/W	3000K	>80	50.000 Hrs
0000.000.00.Δ	LED module	Philips	8800lm	55W	160lm/W	3500K	>80	50.000 Hrs
7731.090.40.Δ	LED module	Philips	8800lm	55W	160lm/W	4000K	>80	50.000 Hrs



## SLIMMY 100 P



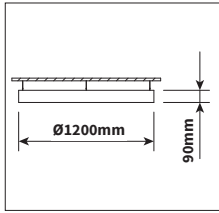
Technical drawing



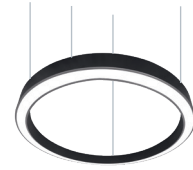
ART.NR.	LAMP TYPE	BRAND	LIGHT OUTPUT	MODULE POWER	MODULE EFFICIENCY	CORRELATED COLOUR TEMPERATURE	COLOUR RENDERING INDEX	TC LIFE
Δ see colors								
7730.100.30.Δ	LED module	Philips	11000lm	66W	167lm/W	3000K	>80	50.000 Hrs
0000.000.00.Δ	LED module	Philips	11000lm	66W	167lm/W	3500K	>80	50.000 Hrs
7730.100.40.Δ	LED module	Philips	11000lm	66W	167lm/W	4000K	>80	50.000 Hrs
<b>UP/DN</b>								
7731.100.30.Δ	LED module	Philips	11000lm	66W	167lm/W	3000K	>80	50.000 Hrs
0000.000.00.Δ	LED module	Philips	11000lm	66W	167lm/W	3500K	>80	50.000 Hrs
7731.100.40.Δ	LED module	Philips	11000lm	66W	167lm/W	4000K	>80	50.000 Hrs



## SLIMMY 120 P



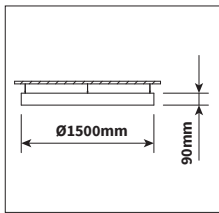
Technical drawing



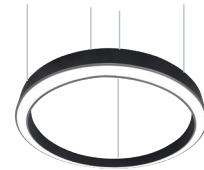
ART.NR.	LAMP TYPE	BRAND	LIGHT OUTPUT	MODULE POWER	MODULE EFFICIENCY	CORRELATED COLOUR TEMPERATURE	COLOUR RENDERING INDEX	TC LIFE
Δ see colors								
7730.120.30.Δ	LED module	Philips	13200lm	82W	161lm/W	3000K	>80	50.000 Hrs
0000.000.00.Δ	LED module	Philips	13200lm	82W	161lm/W	3500K	>80	50.000 Hrs
7730.120.40.Δ	LED module	Philips	13200lm	82W	161lm/W	4000K	>80	50.000 Hrs
<b>UP/DN</b>								
7731.120.30.Δ	LED module	Philips	13200lm	82W	161lm/W	3000K	>80	50.000 Hrs
0000.000.00.Δ	LED module	Philips	13200lm	82W	161lm/W	3500K	>80	50.000 Hrs
7731.120.40.Δ	LED module	Philips	13200lm	82W	161lm/W	4000K	>80	50.000 Hrs



## SLIMMY 150 P



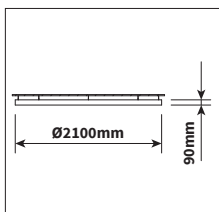
Technical drawing



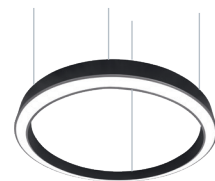
ART.NR.	LAMP TYPE	BRAND	LIGHT OUTPUT	MODULE POWER	MODULE EFFICIENCY	CORRELATED COLOUR TEMPERATURE	COLOUR RENDERING INDEX	TC LIFE
Δ see colors								
7730.150.30.Δ	LED module	Philips	16500lm	100W	165lm/W	3000K	>80	50.000 Hrs
0000.000.00.Δ	LED module	Philips	16500lm	100W	165lm/W	3500K	>80	50.000 Hrs
7730.150.40.Δ	LED module	Philips	16500lm	100W	165lm/W	4000K	>80	50.000 Hrs
<b>UP/DN</b>								
7731.150.30.Δ	LED module	Philips	16500lm	100W	165lm/W	3000K	>80	50.000 Hrs
0000.000.00.Δ	LED module	Philips	16500lm	100W	165lm/W	3500K	>80	50.000 Hrs
7731.150.40.Δ	LED module	Philips	16500lm	100W	165lm/W	4000K	>80	50.000 Hrs



## SLIMMY 210 P



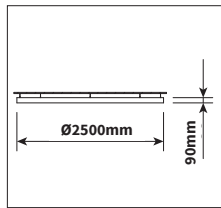
Technical drawing



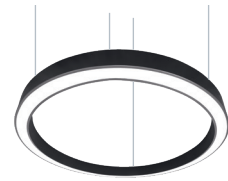
ART.NR.	LAMP TYPE	BRAND	LIGHT OUTPUT	MODULE POWER	MODULE EFFICIENCY	CORRELATED COLOUR TEMPERATURE	COLOUR RENDERING INDEX	TC LIFE
Δ see colors								
7730.210.30.Δ	LED module	Philips	24000lm	144W	167lm/W	3000K	>80	50.000 Hrs
0000.000.00.Δ	LED module	Philips	24000lm	144W	167lm/W	3500K	>80	50.000 Hrs
7730.210.40.Δ	LED module	Philips	24000lm	144W	167lm/W	4000K	>80	50.000 Hrs
<b>UP/DN</b>								
7731.210.30.Δ	LED module	Philips	24000lm	144W	167lm/W	3000K	>80	50.000 Hrs
0000.000.00.Δ	LED module	Philips	24000lm	144W	167lm/W	3500K	>80	50.000 Hrs
7731.210.40.Δ	LED module	Philips	24000lm	144W	167lm/W	4000K	>80	50.000 Hrs



## SLIMMY 250 P



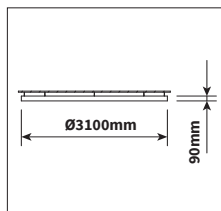
Technical drawing



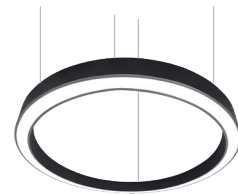
ART.NR.	LAMP TYPE	BRAND	LIGHT OUTPUT	MODULE POWER	MODULE EFFICIENCY	CORRELATED COLOUR TEMPERATURE	COLOUR RENDERING INDEX	TC LIFE
Δ see colors								
7730.250.30.Δ	LED module	Philips	17000lm	102W	167lm/W	3000K	>80	50.000 Hrs
0000.000.00.Δ	LED module	Philips	17000lm	102W	167lm/W	3500K	>80	50.000 Hrs
7730.250.40.Δ	LED module	Philips	17000lm	102W	167lm/W	4000K	>80	50.000 Hrs
<b>UP/DN</b>								
7731.250.30.Δ	LED module	Philips	17000lm	102W	167lm/W	3000K	>80	50.000 Hrs
0000.000.00.Δ	LED module	Philips	17000lm	102W	167lm/W	3500K	>80	50.000 Hrs
7731.250.40.Δ	LED module	Philips	17000lm	102W	167lm/W	4000K	>80	50.000 Hrs



## SLIMMY 310 P



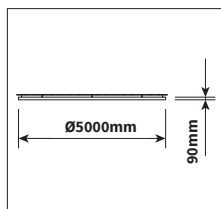
Technical drawing



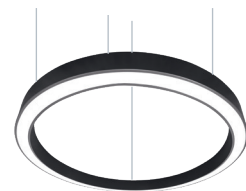
ART.NR.	LAMP TYPE	BRAND	LIGHT OUTPUT	MODULE POWER	MODULE EFFICIENCY	CORRELATED COLOUR TEMPERATURE	COLOUR RENDERING INDEX	TC LIFE
Δ see colors								
7730.310.30.Δ	LED module	Philips	20000lm	122W	164lm/W	3000K	>80	50.000 Hrs
0000.000.00.Δ	LED module	Philips	20000lm	122W	164lm/W	3500K	>80	50.000 Hrs
7730.310.40.Δ	LED module	Philips	20000lm	122W	164lm/W	4000K	>80	50.000 Hrs
<b>UP/DN</b>								
7731.310.30.Δ	LED module	Philips	20000lm	122W	164lm/W	3000K	>80	50.000 Hrs
0000.000.00.Δ	LED module	Philips	20000lm	122W	164lm/W	3500K	>80	50.000 Hrs
7731.310.40.Δ	LED module	Philips	20000lm	122W	164lm/W	4000K	>80	50.000 Hrs



## SLIMMY 500 P



Technical drawing



ART.NR.	LAMP TYPE	BRAND	LIGHT OUTPUT	MODULE POWER	MODULE EFFICIENCY	CORRELATED COLOUR TEMPERATURE	COLOUR RENDERING INDEX	TC LIFE
Δ see colors								
7730.500.30.Δ	LED module	Philips	33000lm	195W	169lm/W	3000K	>80	50.000 Hrs
0000.000.00.Δ	LED module	Philips	33000lm	195W	169lm/W	3500K	>80	50.000 Hrs
7730.500.40.Δ	LED module	Philips	33000lm	195W	169lm/W	4000K	>80	50.000 Hrs
<b>UP/DN</b>								
7731.500.30.Δ	LED module	Philips	33000lm	195W	169lm/W	3000K	>80	50.000 Hrs
0000.000.00.Δ	LED module	Philips	33000lm	195W	169lm/W	3500K	>80	50.000 Hrs
7731.500.40.Δ	LED module	Philips	33000lm	195W	169lm/W	4000K	>80	50.000 Hrs